
ProgressBook SpecialServices v12.3 Release Notes

ProgressBook SpecialServices v12.3 provides several new features and resolves some issues to improve the user's experience. This overview helps you understand the recent changes.

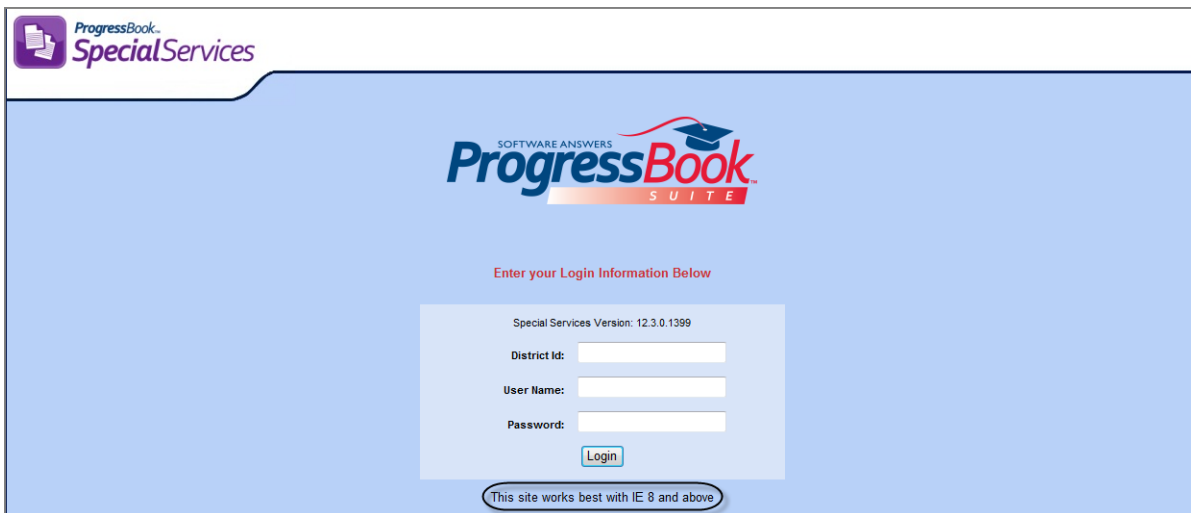
This document provides an overview of the following items:

- New Enhancements
- Related Documentation
- Resolved Issues

New Enhancements

ProgressBook SpecialServices Logos

The Login Screen for SpecialServices is updated with the new ProgressBook Suite logos. Where the old SpecialServices logo appeared, the new SpecialServices logo appears, and above the login area, the new ProgressBook Suite logo appears. Also the wording under the login area is changed to state, "This site works best with IE 8 and above."



ProgressBook
SpecialServices

SOFTWARE ANSWERS
ProgressBook
SUITE

Enter your Login Information Below

Special Services Version: 12.3.0.1399

District Id:

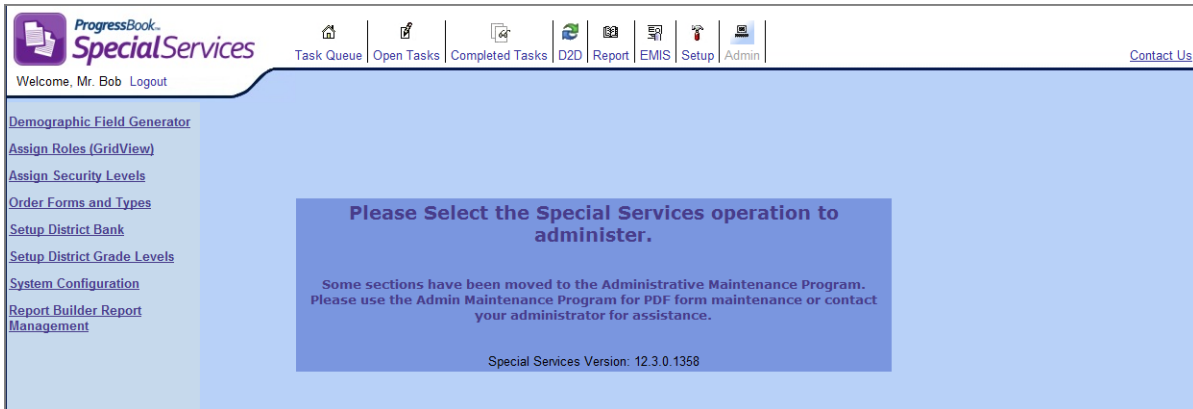
User Name:

Password:

Login

This site works best with IE 8 and above

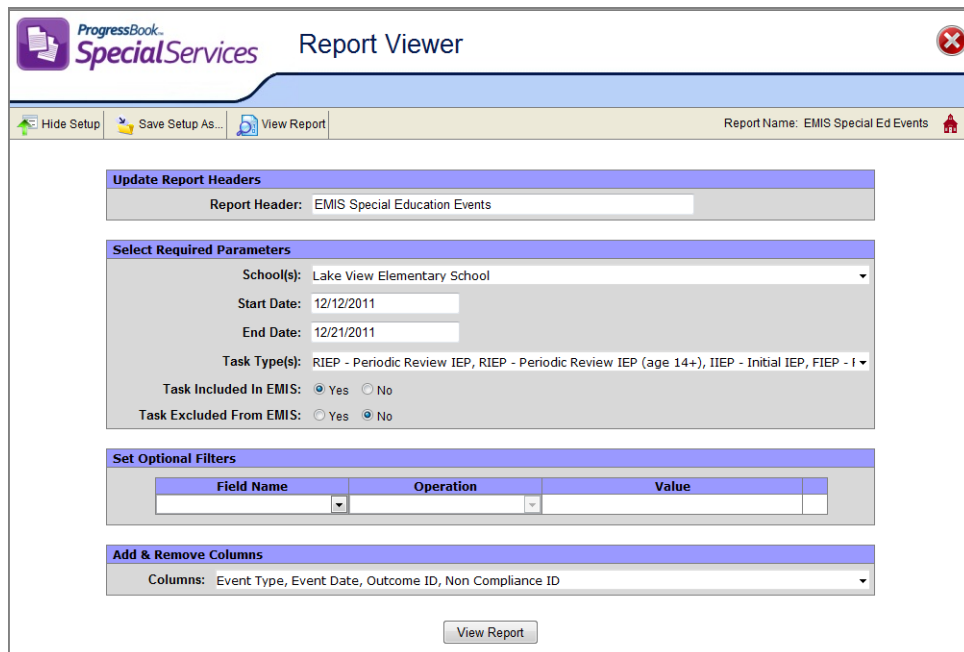
Within SpecialServices when a page displays, the new SpecialServices logo appears instead of the old SpecialServices logo, and the version number no longer appears on the banner.



For more detailed information, see *ProgressBook SpecialServices User Guide* and *ProgressBook SpecialServices System Manager Guide*.

EMIS Special Ed Events Reports

The EMIS Special Ed Events report is available by default on the Reports screen. The report displays Special Education events information listed on the Special Education Events page of the completed IEP, ETR and SP tasks whose event dates fall within the specified date range for students in individual or multiple school(s) or class(es), depending on the report version. This report is available in two versions: one to users whose privileges allow access to school buildings and another version to users whose privileges provide access to classes.



For more detailed information, see *ProgressBook SpecialServices User Guide*.

EMIS Extract Removing Date Test Validation for OGT

When you run the EMIS extract, the OGT record no longer validates the date. If the date of the test is missing, the error message states, “[Last, First, Middle] (XXXXXXXXXX) - FA - Test YY Subject Z missing Date of Test value,” where XXXXXXXXXXXX is the EMIS ID for the student, YY is the test grade level and Z is the subject type.

For more detailed information, see ProgressBook SpecialServices System Manager Guide.

SP 3 Statewide and District Testing

On the SP 3 Statewide and District Testing form, a text box is located in the AREA column below the state assessment drop-down list, and a column with the DATE OF TEST header is located between the GRADE and CHILD WILL BE TESTED columns. The drop-down list contains dates, which are the same values as the drop-down list on the EMIS Data Collection form DATE OF TEST column. Underneath the date drop-down list, there is a text box, which is expandable.

The screenshot shows a table with the following columns: AREA, GRADE, DATE OF TEST, CHILD WILL BE TESTED, and DETAIL OF ACCOMMODATIONS. The DATE OF TEST column is expanded to show a list of dates: Nov 2013, Oct 2013, Sept 2013, Aug 2013, July 2013, June 2013, May 2013, and April 2013. The CHILD WILL BE TESTED column contains three rows of radio button options: Without Accommodations, With Accommodations, and Alternate Assessment. The DETAIL OF ACCOMMODATIONS column is empty. Callouts point to a text box below the state assessment drop-down list, the DATE OF TEST column, and an expandable text box.

AREA	GRADE	DATE OF TEST	CHILD WILL BE TESTED:	DETAIL OF ACCOMMODATIONS
READING [Text Box]	[Dropdown]	[Dropdown] Nov 2013 Oct 2013 Sept 2013 Aug 2013 July 2013 June 2013 May 2013 April 2013 [Text Box]	<input type="checkbox"/> Without Accommodations <input type="checkbox"/> With Accommodations <input type="checkbox"/> Alternate Assessment	
WRITING	[Dropdown]	[Dropdown]	<input type="checkbox"/> Without Accommodations <input type="checkbox"/> With Accommodations <input type="checkbox"/> Alternate Assessment	
MATH	[Dropdown]	[Dropdown]	<input type="checkbox"/> Without Accommodations <input type="checkbox"/> With Accommodations <input type="checkbox"/> Alternate Assessment	

For more detailed information, see ProgressBook SpecialServices Ohio Forms Guide.

IEP 12 Statewide and District Testing

On the IEP 12 Statewide and District Testing form, a text box is located in the AREA column below the state assessment drop-down list, and a column with the DATE OF TEST header is located between the GRADE and CHILD WILL BE TESTED columns. The drop-down list contains dates, which are the same values as the drop-down list on the EMIS Data Collection Form DATE OF TEST column. Underneath the date drop-down list, there is a text box, which is expandable.

The screenshot shows a table with the following columns: AREA, GRADE, DATE OF TEST, CHILD WILL BE TESTED, and DETAIL OF ACCOMMODATIONS. The DATE OF TEST column is currently open, showing a list of dates from April 2013 to November 2013. Below the list is an expandable text box. The CHILD WILL BE TESTED column has radio button options for 'Without Accommodations', 'With Accommodations', 'Modified Assessment', and 'Alternate Assessment'. The DETAIL OF ACCOMMODATIONS column is currently empty.

For more detailed information, see *ProgressBook SpecialServices Ohio Forms Guide*.

Special Education Events on the IIEP, RIEP, TIEP and EMIS Data Collection Form

On the Special Education Events form for items with a Non-Compliance ID drop-down list, the 09 District in compliance with due process...option is added. Because the option's description is long, a tool tip displays that gives the entire description when you hover over the option.

The screenshot shows three sections of the form: 7. RIEP - Individualized Education Program (IEP) Completion Date-Periodic Review, 8. TETR - Transfer Student ETR Adoption Date, and 9. TIEP - Transfer Student IEP Adoption Date. To the right, there is a Non-Compliance ID drop-down list with options 02 through 09. A tooltip is displayed for option 09, which reads: '09 District in compliance with due process timelines, but incorrect/missing data reported in EMIS in a prior reporting period'.

For more detailed information, see *ProgressBook SpecialServices Ohio Forms Guide*.

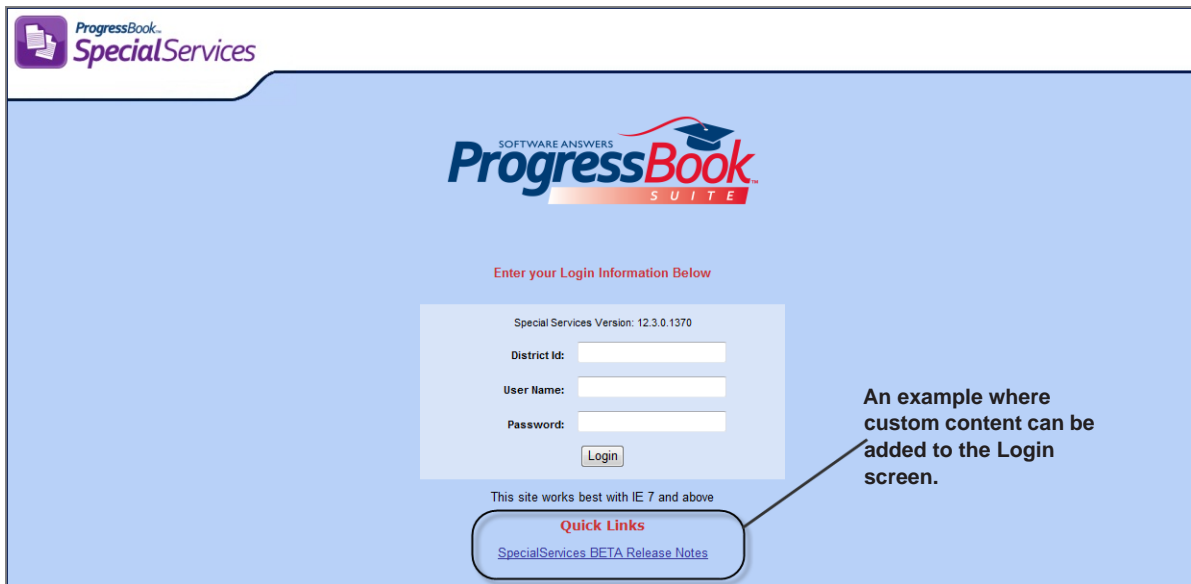
Quick Task Menu

In SpecialServices, the Quick Task Menu and Banner remain in the open state in which they were when saved. The Quick Task Menu and Banner also remain in the open state in which they were when saved while navigating.

For more detailed information, see *ProgressBook SpecialServices User Guide*.

Login Screen Custom Content Section

On the SpecialServices Login screen underneath where you enter your login information, a custom content section can be added, so users have links to other Web sites.



Print Blank Forms

When viewing or printing blank forms in SpecialServices, there is no longer a double scroll bar on the right-side of the screen.

ProgressBook
SpecialServices

Welcome, Ms. Sue Logout

Task Queue | Open Tasks | Completed Tasks | D2D | Report | EMIS | Setup | Admin | Contact Us

Close

EMIS Data Collection Form for Students with Disabilities

Only one scroll bar appears on the screen.

CHILD'S INFORMATION

NAME: _____ DISTRICT OF RESIDENCE: _____
 ID NUMBER: _____ GRADE: ____ / ____ DISTRICT OF SERVICE: _____
 DATE OF BIRTH: _____ GENDER: _____ DISABILITY CATEGORY: _____
 BUILDING OF ATTENDANCE: _____ DISABILITY START DATE (if changed): _____

SPECIAL EDUCATION EVENTS

CODE	EVENT DATE	OUTCOME ID	START DATE	END DATE	NON-COMPLIANCE ID
PSTC		---	---	---	---
RFRL		---	---	---	---
CNST		---	---	---	---

For more detailed information, see ProgressBook SpecialServices User Guide.

Report Builder Reports SpecialServices Logo

On Report Builder reports the logo located on the bottom left of the screen has been removed and replaced with the following text, "Printed from ProgressBook."

Student Demographics						
Class Name	Student Last Name	Student First Name	Student Middle Name	Student ID	School Name	Birth Date
	Dregely	Gabrielle		999028364	Lake View Elementary School	9/06/2004
	Horst	Winni		999024602	Lake View Elementary School	8/30/2004
	Hresko	Hailey		999001124	Lake View Elementary School	8/31/2006
	Hulkavic	Martin		999046757	Lake View Elementary School	9/01/2006
	Hulse	Terri		999044821	Lake View Elementary School	9/02/2005
	Humrichouser	Victoria		999025619	Lake View Elementary School	9/03/2006
	Ivancic	Chloe		999001118	Lake View Elementary School	8/23/2011
	Iverson	Anthony		999001119	Lake View Elementary School	8/24/2011
	Ivory	Savannah		999001121	Lake View Elementary School	8/25/2004
	Jablonski	Brian		999042502	Lake View Elementary School	8/26/2004
	Janus	Emily		999027008	Lake View Elementary School	8/27/2004
	Jaworski	Tariro		999001092	Lake View Elementary School	8/20/2006
	Katz	Paul		999020226	Lake View Elementary School	8/19/2001
	Kenney	Hannah		999028821	Lake View Elementary School	8/17/2009
	Kesick	Stephan		999023760	Lake View Elementary School	8/18/2009
Algebra 2: 02	Shannon	Brett		999889804	Hometown High School	8/31/1987
Algebra 2: 02	Sicari	Ryan		999909084	Hometown High School	8/25/1987
Algebra 2: 02	Sladik	Jillian		999901295	Hometown High School	8/26/1986
Algebra 2: 02	Slates	Tiffany		999902878	Hometown High School	8/27/1986
Algebra 2: 02	Slattery	Joseph		999908488	Hometown High School	9/14/1995
Algebra 2: 02	Smerdel	Brian		399929340	Hometown High School	8/30/1987
English Gr 11: 01	Adamczyk	Jennifer		999785455	Hometown High School	8/24/1988
English Gr 11: 01	Nader	Adelaide		999729061	Hometown High School	7/30/2003
English Gr 11: 01	Nadig	Cheridan		999729063	Hometown High School	8/02/2003
English Gr 11: 01	Pruc	Shannon		999909983	Hometown High School	7/28/2001

Printed from ProgressBook

1

12/23/2011 11:22:30 AM

For more detailed information, see *ProgressBook SpecialServices User Guide*.

Report Viewer Header

On the Report Viewer window, the header is updated with the new logo, and SpecialServices is removed from the Report Viewer title.

The screenshot shows the 'Report Viewer' window for 'ProgressBook SpecialServices'. The window title is 'Report Viewer' and the logo is 'ProgressBook SpecialServices'. The report name is 'Accommodations by Class'. The interface includes sections for 'Update Report Headers', 'Select Required Parameters', and 'Set Optional Filters'.

Update Report Headers

Report Header: Accommodations by Class Report

Select Required Parameters

Class(es): [Dropdown]
Accommodation(s): [Dropdown]
Start Date: [Text]
End Date: [Text]
Show IEPs: Yes No
Show SPs: Yes No

Set Optional Filters

Field Name	Operation	Value
[Dropdown]	[Dropdown]	[Text]

For more detailed information, see *ProgressBook SpecialServices User Guide*.

Related Documentation

You can find related documentation on the Client Services Portal in the Documentation Center under Product Guides. <http://support.progressbook.com/Documentation/Product%20Guides/Forms/AllItems.aspx>. Updated user guides are being prepared as quickly as possible and may not be published yet. If you do not find them, check back again soon.

Resolved Issues

The following issues have been addressed in this release.

Reference #	Issue Description
ETR 3 (Specific Learning Disability)	
D3503	<p>The wording under Required Notification stating, “If the child has participated in, indicate if the parents a process that assesses the child’s response to scientific, research based intervention were notified about the following prior to the evaluation:,” is incorrect.</p> <p>The wording under Required Notification is updated to state the following, “If the child has participated in a process that assesses the child’s response to scientific, research-based intervention, indicate if the parents were notified about the following prior to the evaluation:.”</p>
PR-05 Parent Consent for Evaluation	
	<p>The wording in the footer stating, “PR-04 REFERRAL FOR EVALUATION FORM REVISED BY ODE: MAY 4, 2009,” is incorrect.</p> <p>The wording in the footer is updated to state the following, “PR-05 PARENT CONSENT FOR EVALUATION FORM REVISED BY ODE: MAY 4, 2009.”</p>
FIEP Event Start and End Dates on EMIS Extract	
D3534	<p>The FIEP events on the EMIS Extract are displaying the Event Start and End Dates from the task cover page.</p> <p>The EMIS Extract is displaying 00000000 for the Event Start and End Dates.</p>
Create from Existing (CFE) ETR Task	
D3017	<p>When creating an ETR task using CFE, the Evaluation Methods and Strategies check boxes do not copy over on the optional ETR forms: ETR Communication Skills, ETR Fine Motor Skills, ETR Gross Motor Skills, ETR Hearing, ETR Social Emotional Status and ETR Vision.</p> <p>When Creating an ETR task using CFE, Evaluation Methods and Strategies check boxes copy over on the optional ETR forms.</p>
Create from Existing (CFE) IEP PR Task	
D2996	<p>When creating an IEP PR task using CFE, on the Print View, the student’s grade level is not updating on the pages.</p> <p>The student’s grade level is updating on the pages on the Print View when creating an IEP PR task using CFE.</p>
Northwest WEPPRs (Elementary and Middle)	
D3594	<p>The Grade Level on the Cover Page for both of the custom Northwest WEPPRs (Elementary and Middle) do not drop down or cannot be modified by clicking within the box, so the Grade Level cannot be changed for the student.</p> <p>The Grade Level on the Cover Page for both of the custom Northwest WEPPRs (Elementary and Middle) can be modified for the student by either using the drop down or clicking within the box.</p>

Reference #	Issue Description
Open Tasks “There are no tasks available for this student” Message	
D3798	<p>When starting a task for a student, the message, “There are no task available for this student,” displays until you navigate away from the Open Tasks screen.</p> <p>The message no longer displays once you have started a new task for a student.</p>
Missing Dates Default Incorrectly on the EMIS Extract	
D3300	<p>The EMIS Extract is displaying 1/1/1900 as dates instead of blanks when the corresponding field is missing on IEP tasks.</p> <p>The EMIS Extract displays dates as 00000000 when the date values are missing.</p>
Task Queue and Teachers with More than 2,100 Students	
D3809	<p>When a teacher (300 level access) attempts to access the Task Queue and they have more than 2,100 students, they receive an error message and cannot access the page.</p> <p>Teachers (300 level access) can access the Task Queue if they have more than 2,100 students.</p>
SpecialServices District Script and Special Ed Events Page	
D3819	<p>When running the district script and a Special Ed Events Page is started with an optional Special Ed Events Page and attachment, the district script fails.</p> <p>The district script runs when a Special Ed Events Page is started with an optional Special Ed Events Page and attachment.</p>